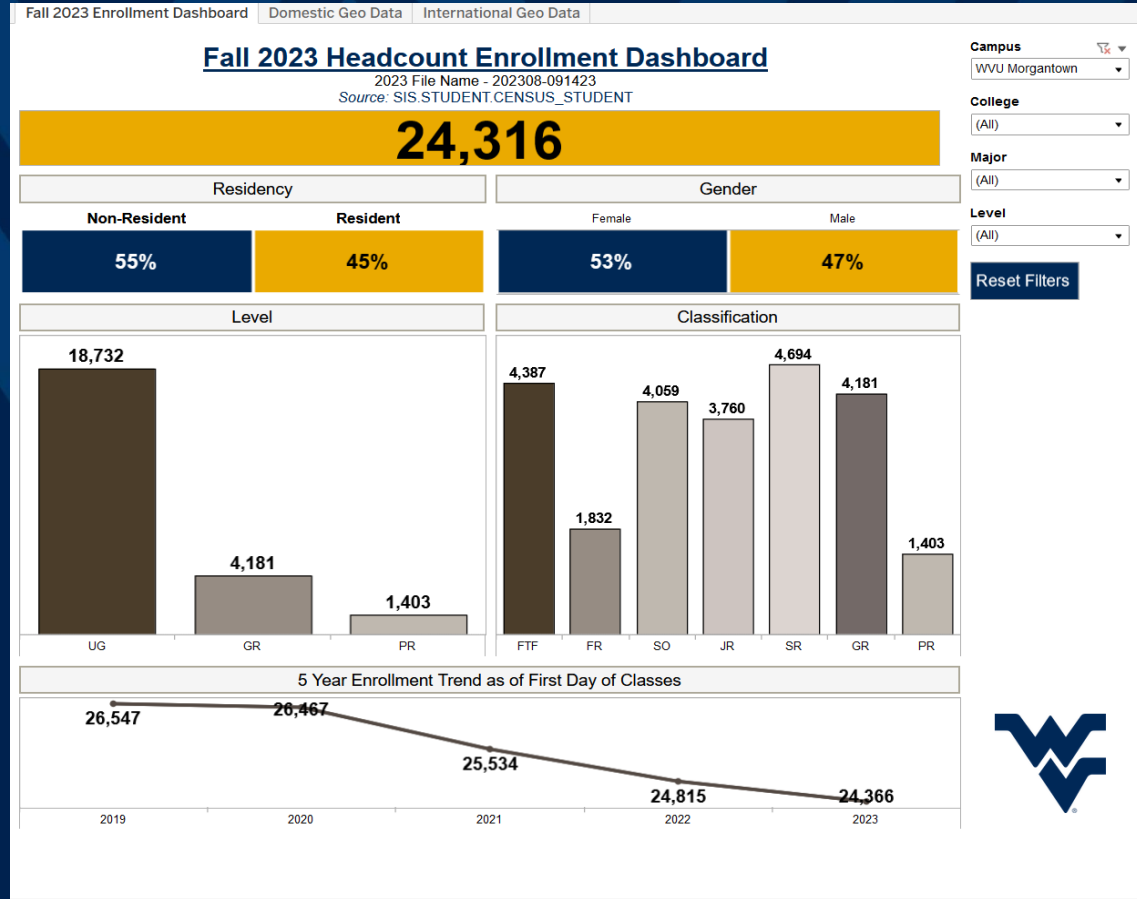


Enrollment, Retention, and Student Success Update

Fall 2023

Front Line Professionals
October 3, 2023

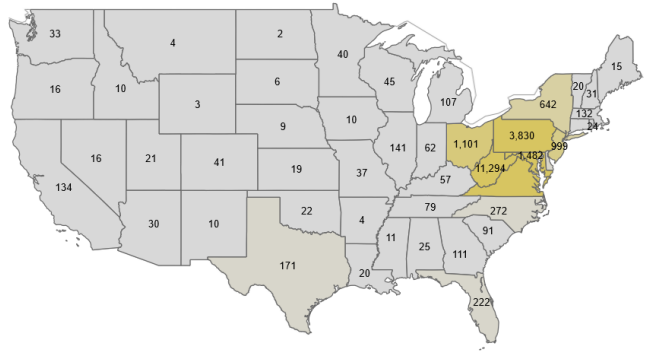
Morgantown Campus Enrollment 2023



Geographical Enrollment Maps 2023

Fall 2023 Domestic Heat Map and Highlight Table

2023 File Name - 202308-091423
Source: SIS.STUDENT.CENSUS_STUDENT



© 2023 Mapbox © OpenStreetMap

US Highlight Table (Headcount Enrollment)

	2023	
WV	11,294	
PA	3,830	
VA	1,515	
MD	1,482	
OH	1,101	
NJ	999	
NY	642	
NC	272	

Fall 2023 International Heat Map and Highlight Table

2023 File Name - 202308-091423
Source: SIS.STUDENT.CENSUS_STUDENT



© 2023 Mapbox © OpenStreetMap

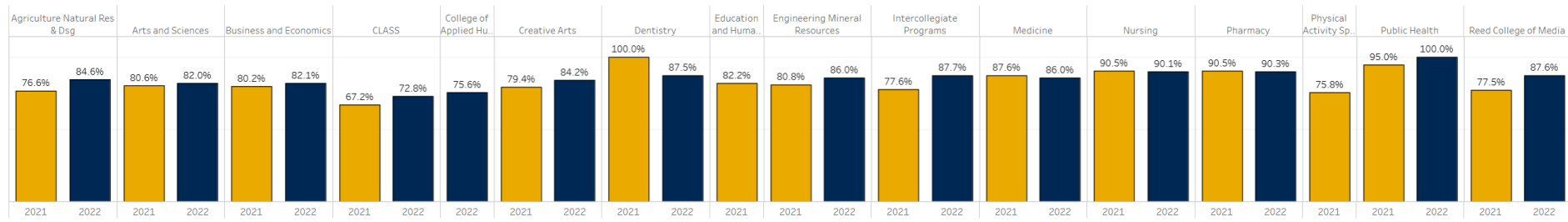
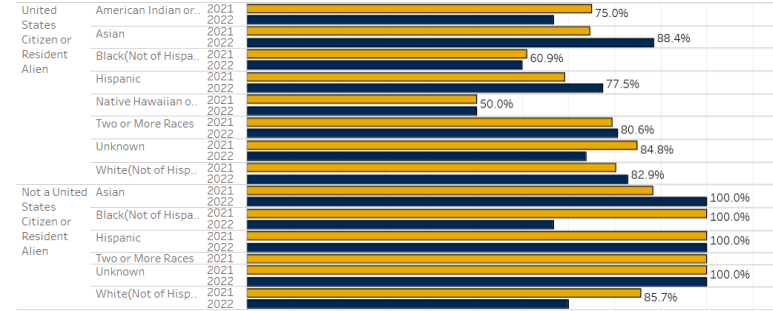
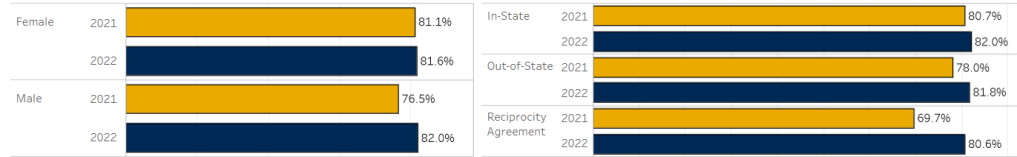
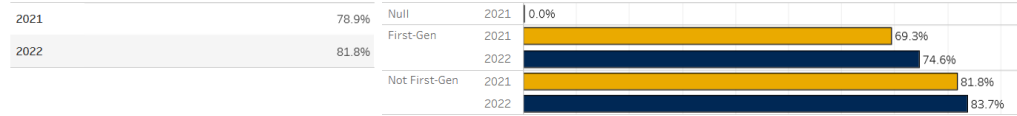
International Highlight Table (Headcount Enrollment)

	2023	
United States	23,332	
Peoples Republic of China	88	
Bangladesh	82	
India	79	
Nigeria	70	
Kuwait	70	
Canada	41	
Iran	39	

Morgantown Campus Retention | Fall 21 and Fall 22 FTF Cohorts

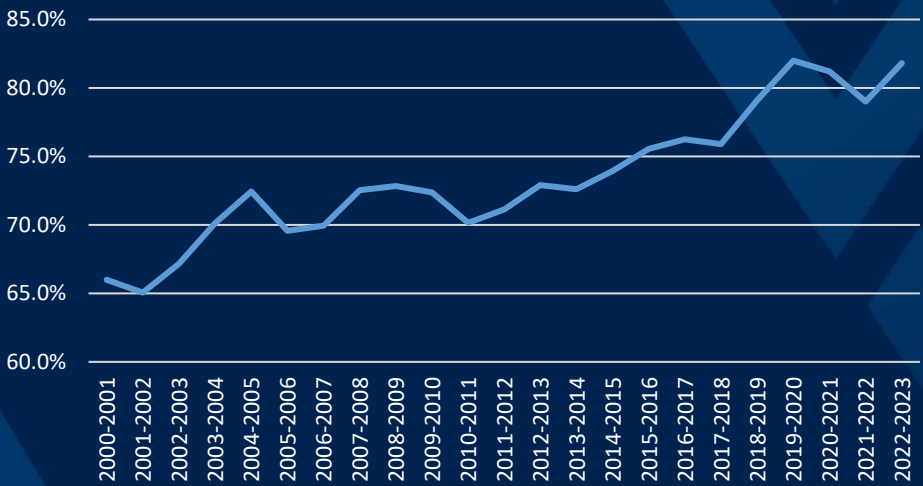
University Retention | Retention to College

West Virginia University
Retention Rates of First-Time Full-time Freshmen to University
After RNP

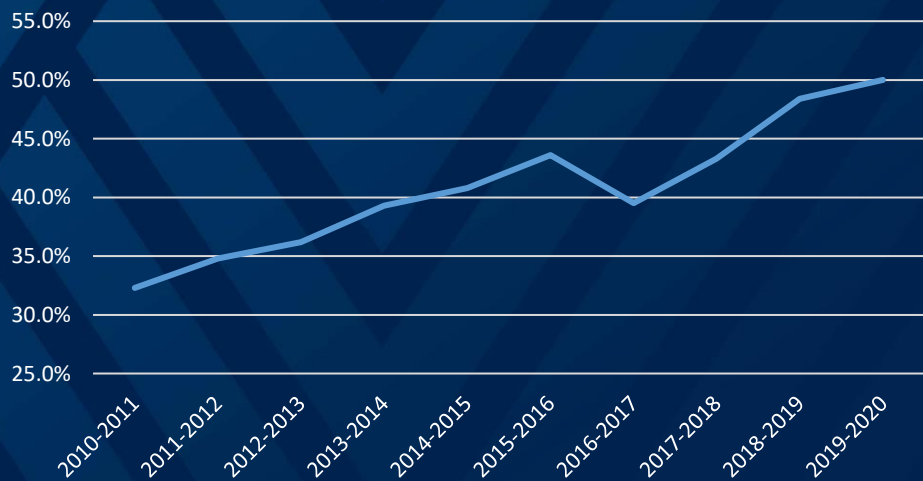


WVU Historical Retention and Graduation Rates

Fall-To-Fall Retention Rates 2000-2021 FTF Cohorts



4-Year Graduation Rates 2010-2019 FTF Cohorts



Academic Advising Update 2022-2023

- 1. University-wide training and standards for NSO**
 - 93% positive survey response rate
- 2. Strategic communication improvements**
 - Broad use of texting and chatbot
 - Advisor notifications for duplicate course registration and cancellations
 - 2-week early alerts
- 3. Advisor satisfaction survey administered Spring 2023**
 - Over 90% of WVU undergraduate students rated their advisor as professional, courteous, and accessible
- 4. Statewide academic advising conference hosted (virtually) by WVU**
 - Free and accessible to all schools in the state
 - 150+ participants including all three WVU campuses, Marshall, and Fairmont State
- 5. Statler's Michelle Poland in Statler received the first NACADA regional advising administrator's award in WVU history**

REACH Center

1. **Joint project funded by the Claude Worthington Benedum Foundation and Provost Office to foster retention and graduation for underresourced students**
2. **Goals:**
 - Serve 3,000 students during the first two years
 - Foster an 81% retention and persistence rate with engaged students
 - Develop a REACH tool kit that can be replicated by other WV Higher Education Institutions.
3. **Student audiences:**
 - First Gen (3,809 students)
 - Students of color (125)
 - Pell recipients (1,836)
 - First-time transfer students (623)
4. **Implemented case management system for REACH students focusing on academics, advising, financial assistance, and student life.**
5. **Student audiences:**
 - Free access to printing, snacks, and school supplies.
 - Open Monday to Friday 10am to 6pm
 - In less than a week, approximately 120 students visited the Center.

Maier Completion Grant

- 1. Received 500,000 dollar grant from the Maier Foundation for each of the 23-24 and 24-25 academic years.**
 - Last dollar in “completion grant” for seniors who need one more semester to graduate
 - Funds allocated for pilot to determine long-term feasibility
- 2. Most often applied to seniors who have had a change in financial circumstances**
 - Most institutional scholarships (the largest source of aid) last for 8 semesters
 - State aid (PROMISE, Higher Ed Grant) lasts for 8 semesters
 - Decrease in eligibility for federal and private loans
 - Change in financial circumstances reflected in FAFSA
- 3. So far:**
 - 155 students accepted grants of between \$1,000 and \$5,000 (depending on circumstances)
 - \$225,750 disbursed for Fall 23