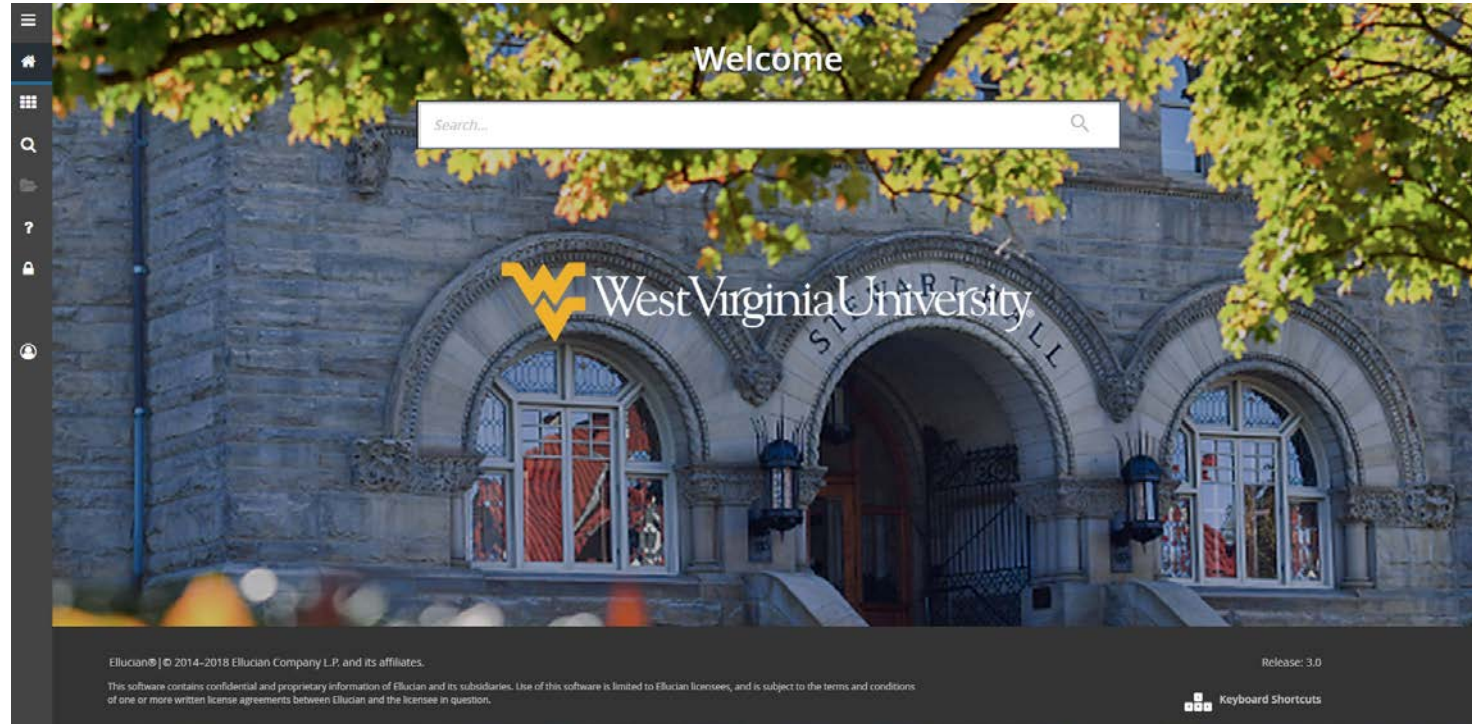


BANNER 9

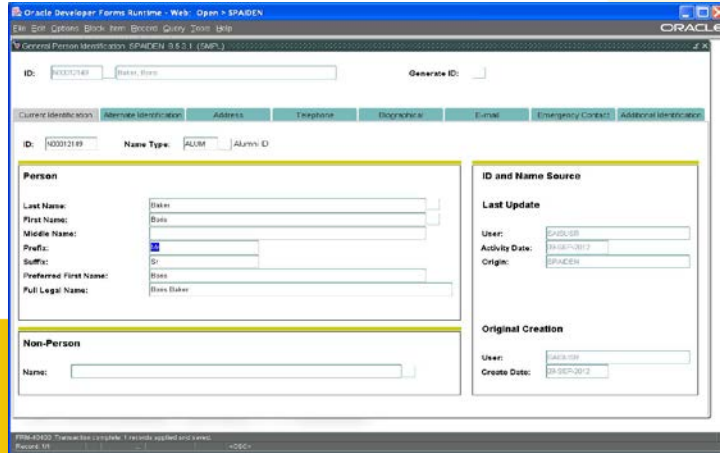


Kristin Floyd- Student Administrative Systems Program Manager
August 7, 2018

WHAT IS BANNER 9?

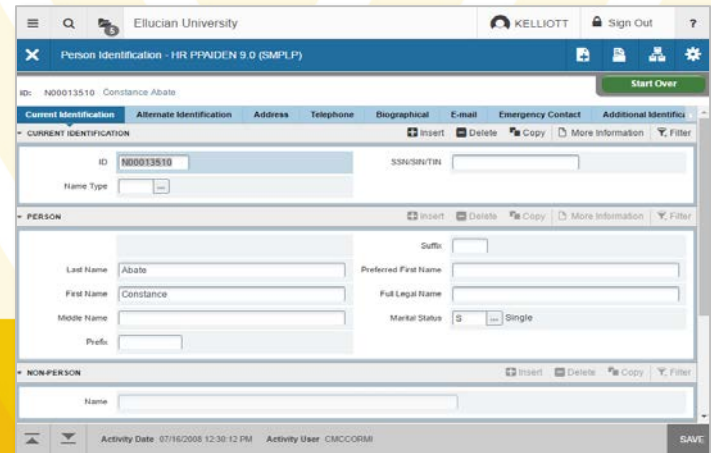
- Banner is the student system of record.
 - Current Banner 8 Administrative Forms (formerly known as INB) are end of life and being desupported. **Banner 9 is the new version of Administrative Forms (INB).**
- The Administrative Forms (INB) & Banner Document Management (BDM) were upgraded.
 - The data behind the scenes did not change, just the look of the forms.
 - Banner Web Pages (formerly known as SSB and sometimes called 'STAR') did not change but are being reviewed for potential future upgrades to a more modern interface

Old Banner 8 INB



The screenshot shows the Oracle Developer Forms Runtime interface for Banner 8. The window title is "Oracle Developer Forms Runtime - Web - Open - SPADEN". The browser address bar shows "http://ellu:8000/PersonalIdentification.SPADEN.8.0.1.1001". The form is titled "Current Person Identification (SPADEN 8.0.1.1001)". It features a "Generate ID" button and a "Name Type" dropdown set to "ALUM". The form is divided into sections: "Person" (with fields for Last Name, First Name, Middle Name, Prefix, Suffix, Preferred First Name, and Full Legal Name), "ID and Name Source" (with fields for User, Activity Date, and Origin), and "Non-Person" (with a Name field). The "Last Update" and "Original Creation" sections also contain User and Create Date fields.

NEW Banner 9 Admin Forms

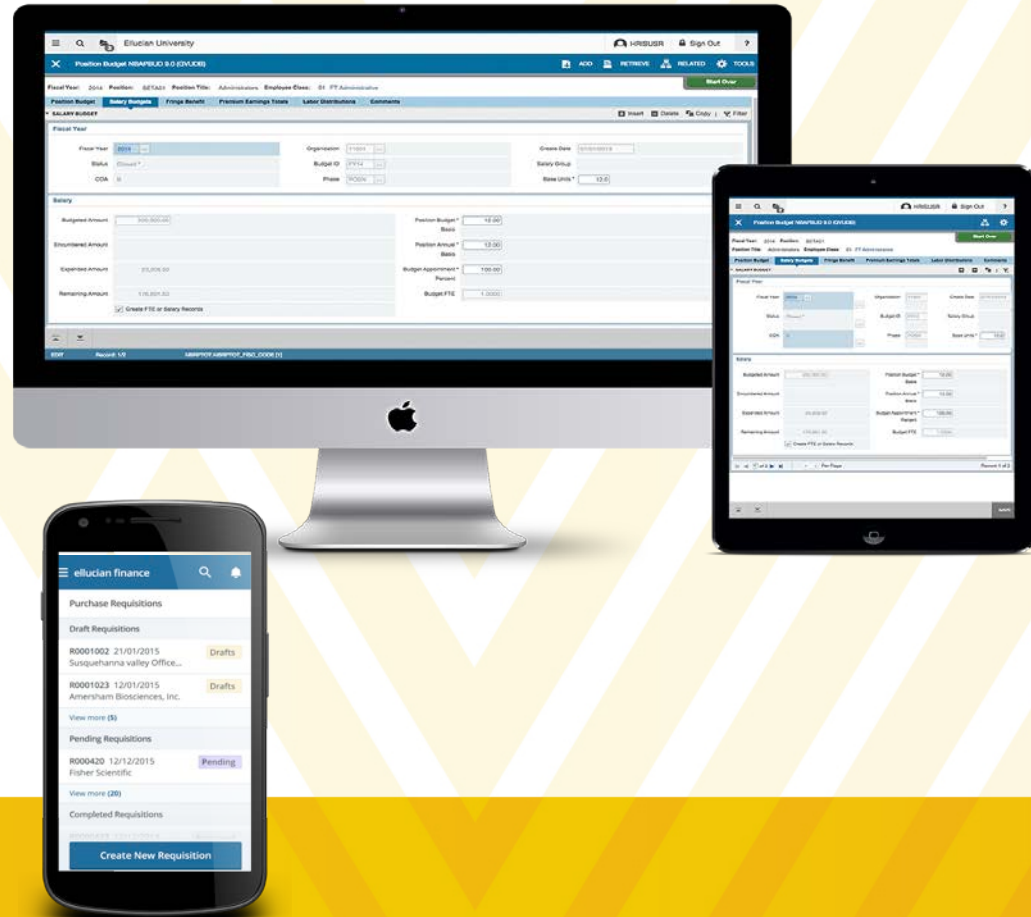


The screenshot shows the Banner 9 Admin Forms interface. The browser address bar shows "http://ellucian.university". The user is logged in as "KELLIOTT". The form is titled "Person Identification - HR PFADEN 9 0 (SMP1.P)". It features a "Start Over" button and a "Name Type" dropdown set to "ALUM". The form is divided into sections: "CURRENT IDENTIFICATION" (with fields for ID, Name Type, and Suffix), "PERSON" (with fields for Last Name, First Name, Middle Name, Mode Name, Prefix, Suffix, Preferred First Name, Full Legal Name, and Marital Status), and "NON-PERSON" (with a Name field). The "Activity Date" is 07/16/2008 12:30:12 PM and the "Activity User" is CMCCORMI. A "SAVE" button is visible at the bottom right.



ENHANCEMENTS

- Mobile Friendly
- Works on WVU.Encrypted network – use your laptop, tablet, or mobile device to advise students or work anywhere on any campus as connected to WVU's secure network
- More intuitive searching (you don't have to speak Banner!!)
- More modern interface
- No Java plug in
- SSO with WVU Portal



KEY DATES



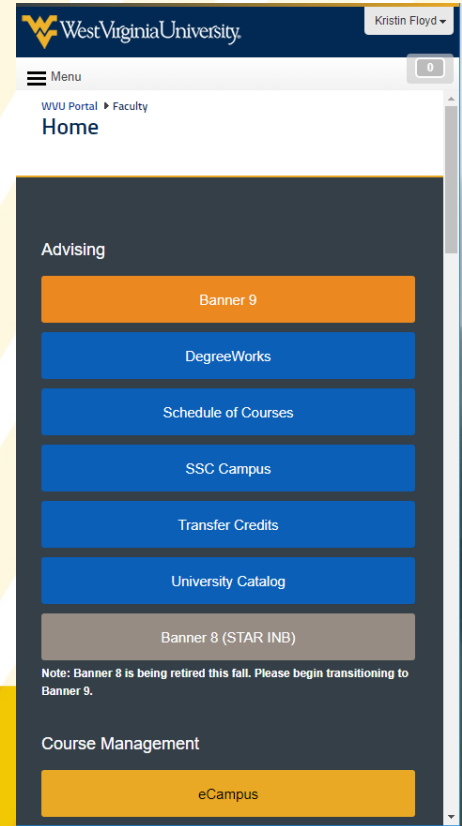
Departments have 3 months to choose when is best for them to migrate to Banner 9 Administrative Forms (INB).

- **JULY 22** - Banner 8 and Banner 9 both available via WVU Portal
- **SEPT 30** – direct Banner 8 access no longer available. Must go to WVU Portal to access Banner 8 or Banner 9
- **OCT 31** – Banner 8 disabled. Must use Banner 9 for Admin Forms



TRAINING? FAQs? HELP?

- To access Banner 9, go to the [WVU Portal](#)
- For training videos, documentation, FAQs and announcements of future changes, go to <http://bannerinfo.wvu.edu>



ANY
QUESTIONS
?



Go to <http://bannerinfo.wvu.edu> for more information